



Since 1985

(209) 292.1268



ALIGNMENT-READY, DRIVE-ON LIFT SERIES.

Engineered for today's cars, trucks and commercial vehicles.

SCISSOR LIFT



XA14



Capacity: 14,000 lbs.

VEHICLE CLASS: 1 2 3 4 5

- Open front and rear design
- True Vertical Lifting
- Two 7,000 lbs. Rolling Jacks
- Two Turning Radius Gauges
- Folding Ramps with Rear Chocks
- Air Actuated Rear Slip Plate Locks
- Recessed / Surface Mount Options
- ALI Gold Certified

Standard colors of lifts are blue and red.  
Power units are gray. RAL5005 RAL3002

OPEN FRONT FOUR POST



ARO14



Capacity: 14,000 lbs.

VEHICLE CLASS: 1 2 3 4 5

- Two Available Lengths
- Closed front AR14 model available
- Two 7,000 lbs. Rolling Jacks
- Two Turning Radius Gauges
- Dual Function Sentinel Lock™ System
- Available with SHOCKWAVE™ Power
- Single Piece 20" Runways
- Air / Filter / Lubricator
- Internal Airline Connections
- ALI Gold Certified

Standard colors of lifts are blue and red.  
RAL5005 RAL3002

HEAVY DUTY LIFTING



AR18



Capacity: 18,000 lbs.

VEHICLE CLASS: 1 2 3 4 5

- Two Available Lengths
- Two 9,000 lbs. Rolling Jacks
- Two Turning Radius Gauges
- Dual Function Sentinel Lock™ System
- Adjustable alignment components
- Folding Ramps With Rear Chocks
- Air / Filter / Lubricator
- Internal Airline Connections
- ALI Gold Certified

Standard colors of lifts are blue and red.  
RAL5005 RAL3002

HEAVY DUTY ALIGNMENT



ARO22



Capacity: 22,000 lbs.

VEHICLE CLASS: 1 2 3 4 5

- Two Available Lengths
- 9,000 lbs. Front Rolling Jack
- 15,000 lbs. Rear Rolling Jack
- Two Turning Radius Gauges
- Dual Function Sentinel Lock™ System
- Air Locking Rear Slip Plates
- Integrated LED Runway Lighting
- Air / Filter / Lubricator
- Internal Airline Connections
- Optional SMARTFILL™ Air Inflation

Standard colors of lifts are blue and red.  
RAL5005 RAL3002

OPTIONAL LIFT ACCESSORIES

Air / Utility Box mounts easily on any column post and provides two 110v electric outlets and air connection with filter/regulator/lubricator

Ramp Kits allow for drive-thru capability / Includes two ramps and hardware

MW-200 / MW-500 Air Operated Tire and Wheel Lifts
200 lbs. and 500 lbs. capacities / Includes air hose and air tool connection

SPOTLINE™ Laser Kit
Motion activated laser helps center vehicles in bays quickly and accurately

TECH LIGHT™ LED Runway Lighting Kit
Attach four light wands to runways for effective, efficient lighting

TECH LIGHT™ Line Light R
Rechargeable LED inspection hand lamp with top spot light

Oil Drain Pans include splash guard, drain valve and dust cap

Lock Light™ provides an instant green light visual confirmation when lift is lowered to its locks

Removable Work Steps for 14K and 18K four-post lifts with slots on sides of runways

Learn more about our alignment service equipment at rotarylif.com.